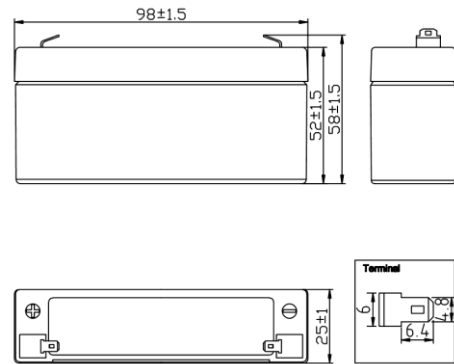


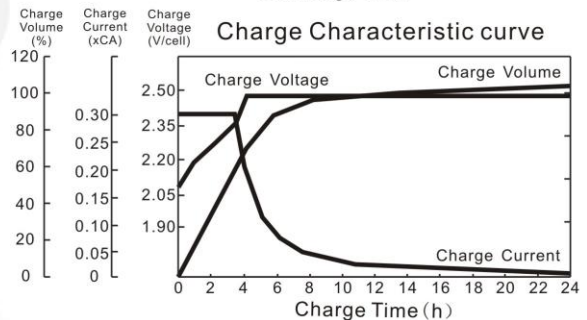
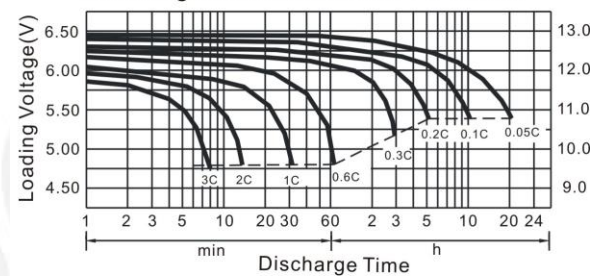
PQ0601S2T1 (6V 1.2Ah)



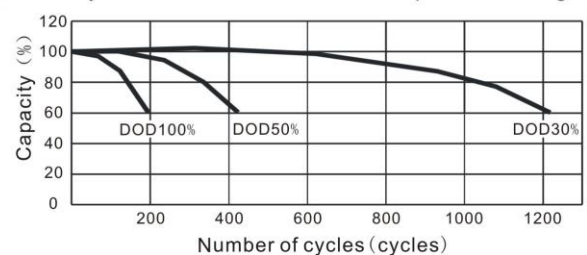
Specifications		PQ0601S2T1
Nominal Voltage		6V
Rated Capacity 77°F(25°C) (20HR)		1.2Ah
Dimensions (mm)	Length	98±1.5
	Width	25±1
	Height	52±1.5
	Total Height	58±1.5
Approx. Weight (kg)		0.3±3%
Terminal		T1-A

Characteristic		
Capacity 77°F(25°C)	20HR (0.060A)	1.20Ah
	10HR (0.112A)	1.12Ah
	5HR (0.204A)	1.02Ah
	1HR (0.732A)	0.73Ah
	15 min rate (2.22A)	0.56Ah
Internal Resistance	Full Charged Battery	Approx. 60mΩ
	77°F(25°C)	
Temperature dependence of capacity (20HR)	104°F(40°C)	102%
	77°F(25°C)	100%
	32°F(0°C)	85%
	5°F(-15°C)	65%
Self-Discharge 68°F(20°C) (Capacity after)	3 months	90%
	6 months	80%
	12 months	60%
Max. Discharge Current, 77°F(25°C)		18A(5s)
Floating design life, 77°F(20°C)		5 years
Constant Voltage Charge, 77°F(25°C)	Cycle	7.25~7.45V(-12mV/°C) max. current: 0.36 A
	Float	6.8~6.9V(-9mV/°C)

Discharge Characteristics 77°F (25°C)



Cycle service life in relation to depth of discharge



Constant Current Discharge Characteristics (A), 77°F(25°C)												
F.V/TIME	5min	10min	15min	30min	60min	2H	3H	5H	8H	10H	20H	
1.60V/cell	4.56	2.88	2.22	1.200	0.759	0.428	0.313	0.211	0.140	0.116	0.061	
1.70V/cell	4.33	2.74	2.12	1.147	0.732	0.412	0.306	0.208	0.139	0.114	0.061	
1.75V/cell	4.25	2.68	2.08	1.123	0.719	0.404	0.300	0.204	0.137	0.112	0.060	
1.80V/cell	4.16	2.62	2.04	1.102	0.707	0.397	0.295	0.200	0.136	0.110	0.060	

Constant Wattage Discharge Characteristics (Watt), 77°F(25°C)												
F.V/TIME	5min	10min	15min	30min	60min	2H	3H	5H	8H	10H	20H	
1.60V/cell	8.28	5.28	4.11	2.240	1.430	0.813	0.600	0.408	0.275	0.227	0.121	
1.70V/cell	7.94	5.06	3.96	2.160	1.391	0.788	0.592	0.404	0.273	0.225	0.121	
1.75V/cell	7.86	4.99	3.92	2.134	1.378	0.782	0.586	0.401	0.271	0.223	0.120	
1.80V/cell	7.77	4.93	3.88	2.112	1.367	0.774	0.581	0.397	0.269	0.221	0.120	