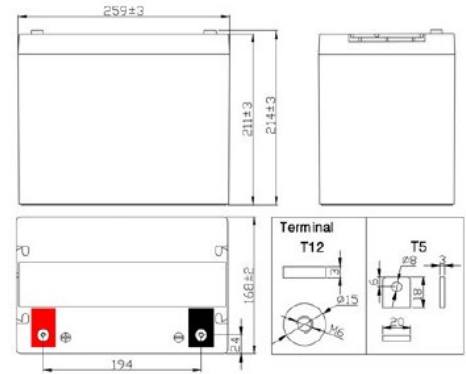


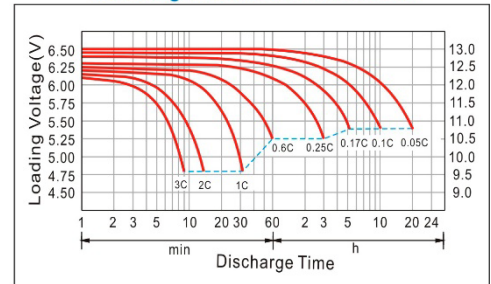
# PQH1275ST12/T5 (12V 1530W)



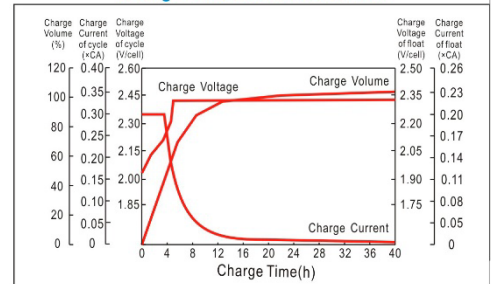
| Specifications                |                    | PQH1275ST12/T5 |
|-------------------------------|--------------------|----------------|
| Nominal Voltage               |                    | 12V            |
| Rated Power (25°C) 15min-rate |                    | 1530W          |
| Dimensions (mm)               | Length             | 259            |
|                               | Width              | 168            |
|                               | Height             | 211            |
|                               | Total Height (T12) | 214            |
|                               | Total Height (T5)  | 229            |
| Approx. Weight (kg)           |                    | 22.5 kg        |
| Terminal                      |                    | T12/T5         |

| Characteristics                            |   |   |
|--|---|---|
| Capacity (25°C)                            | 10HR (7.575A)                             | 75.7Ah                                      |
|  | 5HR (12.97A)                              | 64.8Ah                                      |
|  | 1.5HR (34.34A)                            | 51.5Ah                                      |
|  | 1HR (47.48A)                              | 47.4Ah                                      |
|  | 15min-rate (139.8A)                       | 34.9Ah                                      |
| Impedance                                  | Fully charged battery (25°C)              | Approx. 7.5mΩ                               |
|  | Temperature dependence of capacity (20HR) |   |
|  | 40°C                                      | 107%  |
|  | 25°C                                      | 100%  |
|  | 0°C                                       | 76%   |
|  | -15°C                                     | 56%   |
| Self-discharge (20°C) (remaining capacity) | 3 months                                  | 90%   |
|  | 6 months                                  | 80%   |
|  | 12 months                                 | 60%   |
| Max. discharge current (25°C)              |   | 600A(5s)                                    |
| Service life acc. to EUROBAT (25°C)        |   | 6-9 years                                   |
| Constant voltage charge (25°C)             | Cycle                                     | 14.4~14.7V(-24mV/°C)<br>max. current: 0.3CA |
|  | Float                                     | 13.5~13.8V(-18mV/°C)<br>max. current: 0.2CA |

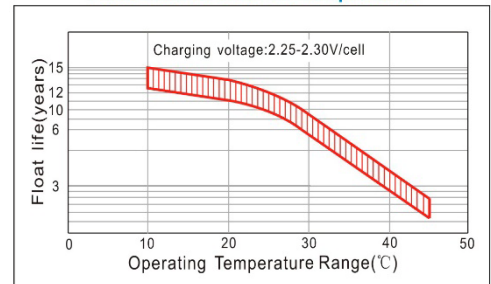
**Discharge Characteristics Curve**



**Charge Characteristics Curve**



**Float Service Life VS Temperature**



| Constant Current Discharge Characteristics (A), (25°C) |       |       |       |       |       |       |       |       |       |       |       |
|--|-------|-------|-------|-------|-------|-------|-------|-------|-------|-------|-------|
| F.V/TIME   | 5min  | 8min  | 10min | 15min | 20min | 30min | 60min | 1.5H  | 3H    | 5H    | 10H   |
| 1.60V/cell   | 264.9 | 217.3 | 196.4 | 144.2 | 115.7 | 84.38 | 48.75 | 36.90 | 20.16 | 13.52 | 7.875 |
| 1.67V/cell   | 257.7 | 211.1 | 189.8 | 139.8 | 111.0 | 83.25 | 48.38 | 35.95 | 20.04 | 13.45 | 7.800 |
| 1.70V/cell   | 249.6 | 204.8 | 183.1 | 135.3 | 106.1 | 82.13 | 48.08 | 35.00 | 19.91 | 13.37 | 7.725 |
| 1.75V/cell   | 224.1 | 195.0 | 168.4 | 128.4 | 100.9 | 79.88 | 47.48 | 34.34 | 19.69 | 13.16 | 7.650 |
| 1.80V/cell   | 202.3 | 185.8 | 151.4 | 122.6 | 97.72 | 76.80 | 46.50 | 33.75 | 19.31 | 12.97 | 7.575 |

| Constant Wattage Discharge Characteristics (W/cell), (25°C) |       |       |       |       |       |       |       |       |       |       |       |
|---|-------|-------|-------|-------|-------|-------|-------|-------|-------|-------|-------|
| F.V/TIME  | 5min  | 8min  | 10min | 15min | 20min | 30min | 60min | 1.5H  | 3H    | 5H    | 10H   |
| 1.60V/cell  | 465.7 | 385.7 | 361.7 | 262.4 | 213.1 | 157.5 | 93.44 | 68.89 | 39.98 | 26.89 | 15.68 |
| 1.67V/cell  | 457.5 | 378.1 | 352.7 | 256.7 | 206.2 | 156.1 | 93.12 | 67.53 | 39.81 | 26.78 | 15.56 |
| 1.70V/cell  | 447.2 | 370.3 | 343.2 | 250.6 | 198.8 | 154.7 | 92.54 | 66.21 | 39.59 | 26.64 | 15.42 |
| 1.75V/cell  | 405.3 | 355.8 | 318.5 | 239.7 | 190.9 | 151.8 | 91.79 | 65.82 | 39.24 | 26.30 | 15.30 |
| 1.80V/cell  | 369.2 | 342.1 | 288.9 | 230.8 | 186.5 | 147.2 | 90.29 | 65.26 | 38.59 | 25.94 | 15.15 |