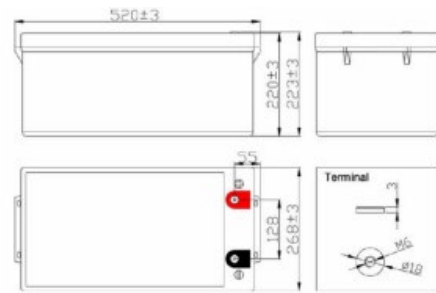
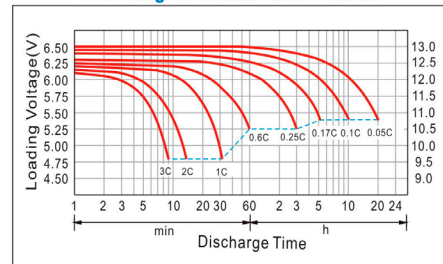


PQC12250T13 (12V 250Ah)



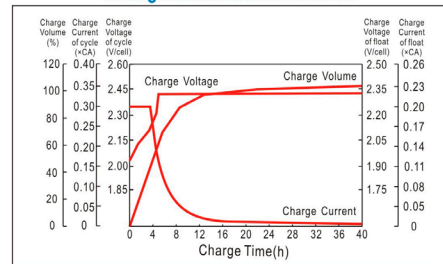
Specifications		PQC12250T13
Nominal Voltage		12V
Rated Capacity		250Ah
Dimensions (mm)	Length	520
	Width	268
	Height	220
	Total Height	223
Approx. Weight (kg)		67
Terminal		T13

Discharge Characteristics Curve

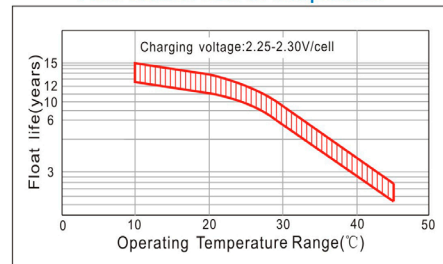


Characteristics		
Capacity 25°C	20HR (13.63A)	272.6Ah
	10HR (25.50A)	255.0Ah
	5HR (43.75A)	218.7Ah
	1HR (158.3A)	158.3Ah
Impedance	Fully charged battery	Approx.
	25°C	3mΩ
Temperature dependence of capacity (20HR)	40°C	102%
	25°C	100%
	0°C	85%
	-15°C	65%
Self-discharge (20°C) (remaining capacity)	3 months	90%
	6 months	80%
	12 months	60%
Max. discharge current (25°C)		2000A (5s)
Expected cycle life (@ DOD 80%)		450
Constant voltage charge (25°C)	Cycle	14.5~14.9V(-24mV/°C) max. current: 2000A
	Float	13.6~13.8V(-18mV/°C)

Charge Characteristics Curve



Float Service Life VS Temperature



Constant Current Discharge Characteristics (A), (25°C)												
FV/TIME	5min	10min	15min	30min	60min	2H	3H	5H	8H	10H	20H	
1.60V/cell	850.0	566.3	453.5	281.3	162.5	97.13	69.00	46.20	31.05	26.50	14.50	
1.70V/cell	762.5	521.3	431.3	273.8	160.3	95.88	67.75	45.10	30.55	26.13	14.13	
1.75V/cell	687.5	481.3	411.3	266.3	158.3	94.63	67.00	44.43	30.25	25.88	13.88	
1.80V/cell	612.5	438.8	386.3	256.0	155.0	93.33	66.25	43.75	29.80	25.50	13.63	

Constant Wattage Discharge Characteristics (W), (25°C)												
FV/TIME	5min	10min	15min	30min	60min	2H	3H	5H	8H	10H	20H	
1.60V/cell	1466.3	1009.8	823.9	525.0	311.5	189.4	136.9	91.86	61.79	52.78	28.98	
1.70V/cell	1347.1	946.9	794.2	515.6	308.5	187.8	134.7	89.90	60.95	52.16	28.25	
1.75V/cell	1231.8	886.3	764.2	505.9	306.0	186.1	133.6	88.78	60.50	51.75	27.75	
1.80V/cell	1112.7	819.0	724.2	490.7	301.0	185.1	132.4	87.50	59.60	51.00	27.25	