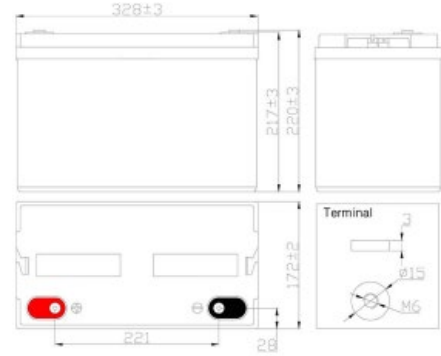


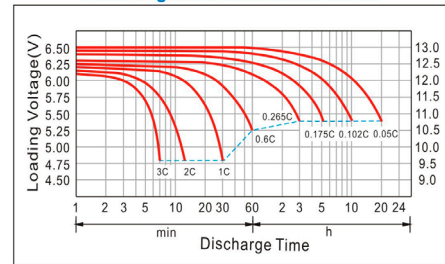
PQC12110T12 (12V 110Ah)



Unit: mm

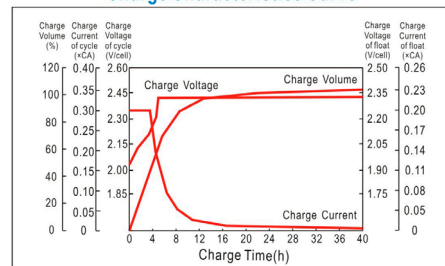
Specifications		PQC12110T12
Nominal Voltage		12V
Rated Capacity		110Ah
Dimensions (mm)	Length	328
	Width	172
	Height	217
	Total Height	220
Approx. Weight (kg)		33.5
Terminal		T12

Discharge Characteristics Curve

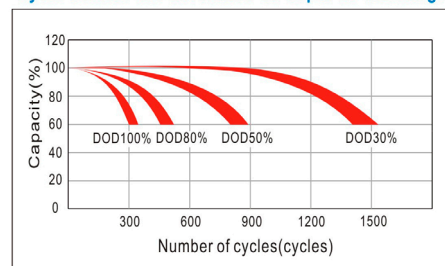


Characteristics		
Capacity 25°C	20HR (5.995A)	119.9Ah
	10HR (11.22A)	112.2Ah
	5HR (19.25A)	96.2Ah
	1HR (69.63A)	69.6Ah
Impedance	Fully charged battery	Approx.
	25°C	4.5 mΩ
Temperature dependence of capacity (20HR)	40°C	102%
	25°C	100%
	0°C	85%
	-15°C	65%
Self-discharge (20°C) (remaining capacity)	3 months	90%
	6 months	80%
	12 months	60%
Max. discharge current (25°C)		880A (5s)
Expected cycle life (@ DOD 80%)		450
Constant voltage charge (25°C)	Cycle	14.5~14.9V(-24mV/°C) max. current: 880A
	Float	13.6~13.8V(-18mV/°C)

Charge Characteristics Curve



Cycle service life in relation to depth of discharge



Constant Current Discharge Characteristics (A), (25°C)											
FV/TIME	5min	10min	15min	30min	60min	2H	3H	5H	8H	10H	20H
1.60V/cell	374.0	249.2	199.5	123.8	71.50	42.74	30.36	20.33	13.66	11.66	6.380
1.70V/cell	335.5	229.4	189.8	120.5	70.51	42.19	29.81	19.84	13.44	11.50	6.215
1.75V/cell	302.5	211.8	181.0	117.2	69.63	41.64	29.48	19.55	13.31	11.39	6.105
1.80V/cell	269.5	193.1	170.0	112.6	68.20	41.06	29.15	19.25	13.11	11.22	5.995

Constant Wattage Discharge Characteristics (W), (25°C)											
FV/TIME	5min	10min	15min	30min	60min	2H	3H	5H	8H	10H	20H
1.60V/cell	645.2	444.3	362.5	231.0	137.0	83.33	60.21	40.42	27.19	23.22	12.75
1.70V/cell	592.7	416.7	349.5	226.8	135.7	82.61	59.27	39.56	26.82	22.95	12.43
1.75V/cell	542.0	390.0	336.3	222.6	134.6	81.88	58.76	39.06	26.62	22.77	12.21
1.80V/cell	489.6	360.4	318.7	215.9	132.4	81.44	58.25	38.50	26.22	22.44	11.99